




C5 REVERSE LEDS



First remove the license plate. Behind the plate you will find four #15 torx screws. Remove all 4 to gain access to the reverse lights.



Cover the area below the housing before you lay it down to protect your paint. Press the locking tang in and turn the socket 1/4 turn counter clockwise. Remove the bulbs by pressing them in and turn 1/8 turn counter clockwise.



Line up the pins on the led housing with the channels in the socket. Push it down and turn it 1/8 turn. If it won't turn 1/8 turn, pull it out and turn it 180 degrees. Now push it in and turn to lock. Now test them by having someone put the car in reverse and hold the brake. If any don't light make sure you have them locked in properly.



Now line up the socket with the slots in the housing and install. Lock it in place by turning it 1/4 turn clockwise.

Reinstall the housing onto the rear fascia and install the license plate.

Now you have no excuse if you back into something.....

